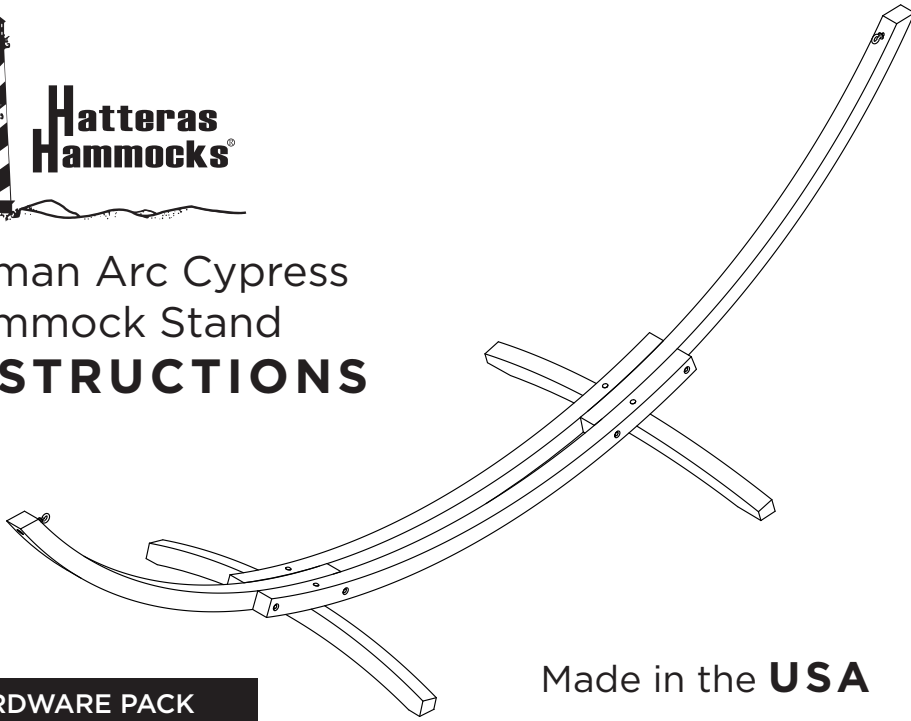




Roman Arc Cypress Hammock Stand INSTRUCTIONS



Made in the **USA**

HARDWARE PACK

Quantity per hardware pack (1 per box, 2 packs needed for full assembly)

STAND PARTS

The hammock stand is shipped in two boxes. Stand parts and hardware pack contents listed below are per box. Stand parts and hardware packs from both boxes are required for assembly.

- CENTER BEAM (WITH FOUR COUNTERSUNK HOLES)
- FOOT BEAM (SHORTEST BEAM)
- END BEAM (WITH ROMAN ARC BRASS TAG)

SUGGESTED TOOLS

- RATCHET OR PLIERS (not included)
- SCREW DRIVER (not included)
- 1 (9/16") DEEP WELL SOCKET TOOL (included in each hardware kit)


CARE INSTRUCTIONS

- Lightly sand once a year and add a coat of boiled linseed oil to keep the cypress wood in good condition.

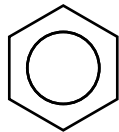
NOTE: TWO PERSON ASSEMBLY SUGGESTED



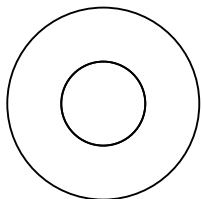
(3) PLASTIC CAPS TO COVER BOLT ENDS




(2) HEX BOLTS



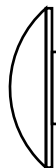
(5) HEX NUTS



(8) FLAT WASHER

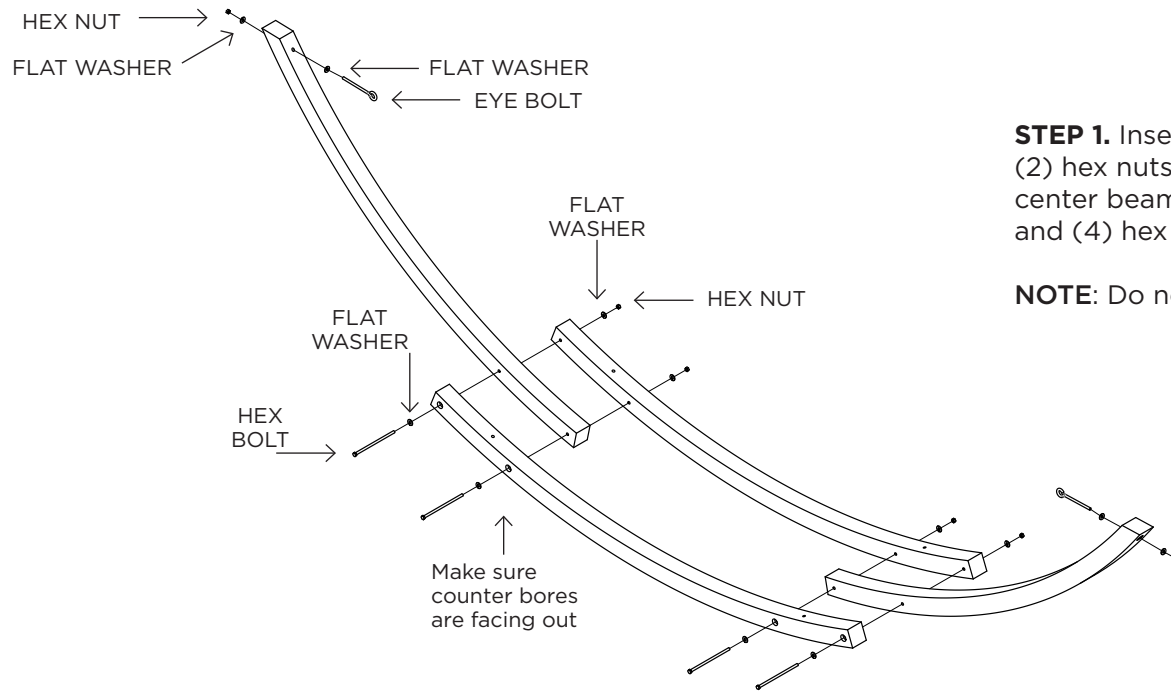


(1) EYE BOLT



(2) CARRIAGE BOLT

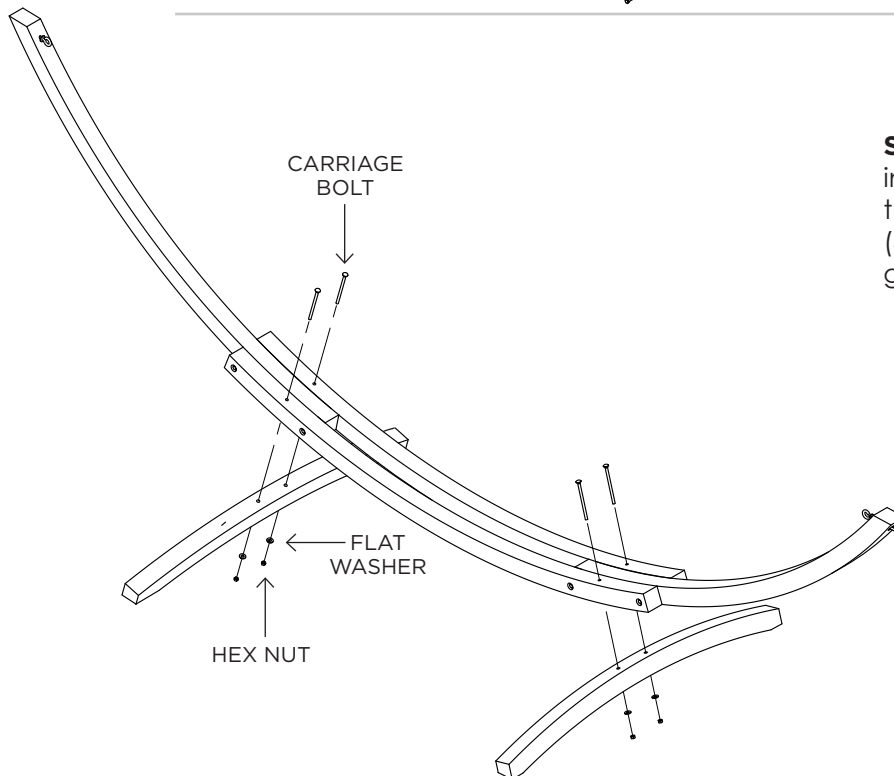
ASSEMBLY



STEP 1. Insert (2) eye bolts, (4) flat washers (two on each side), and (2) hex nuts into the top of the end section of beams. Loosely attach center beams to each end beam using (4) hex bolts, (8) flat washers, and (4) hex nuts like shown in the diagram.

NOTE: Do not tighten anything until all bolts are installed in step 2.

NOTE: Hex Bolts and Eye Bolts require a washer on each end. Carriage Bolts use a washer only on the nut end.



STEP 2. Position the assembly upright. To attach the feet, align the holes in each foot with the holes in the center beams. The slant on the base of the foot should angle the foot in towards the center of the stand. Insert (4) carriage bolts, (4) flat washers, and (4) hex nuts like shown in the diagram. **Tighten all bolts.**

NOTE. Recommended use of the three rubber/plastic caps provided, to cover the exposed ends of the eye bolt and hex bolts

Congratulations on purchasing this Roman Arc Cypress Hammock Stand. QUESTIONS REGARDING THIS PRODUCT? Call our customer service team, 800.643.3522.