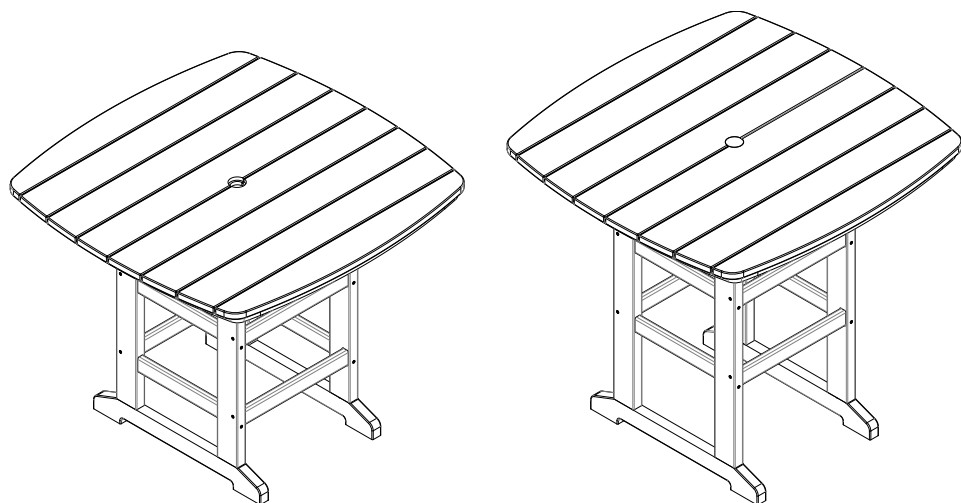
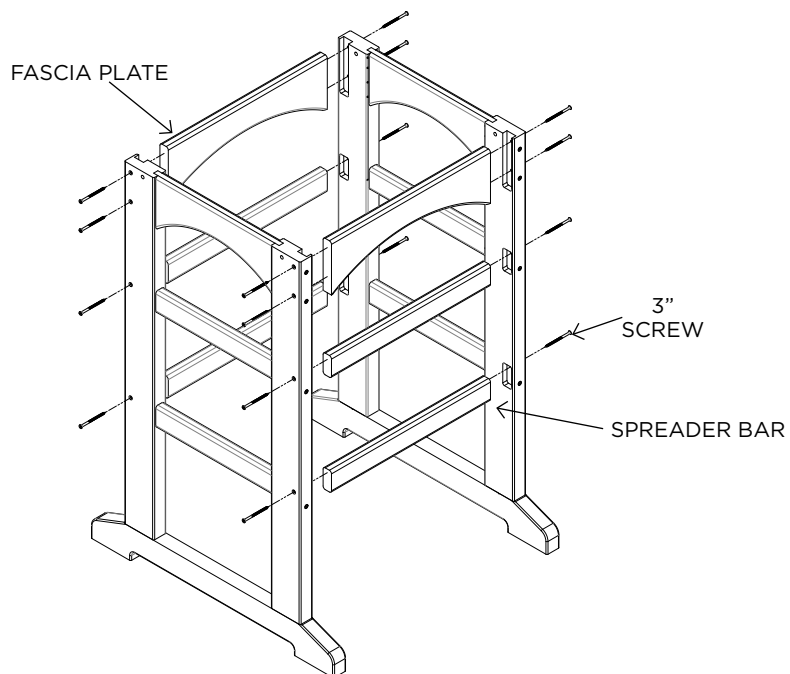


# 46" & 72" BAR & COUNTER HEIGHT TABLE INSTRUCTIONS

46" TABLE PICTURED



## ASSEMBLY



## STAND PARTS


- (1) TABLETOP
- (2) LEG ASSEMBLIES
- (2) FASCIA PLATES
- (4) SPREADERS

## SUGGESTED TOOLS

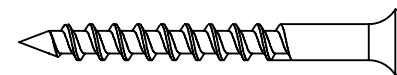
- ADJUSTABLE WRENCH (not included)
- STANDARD SCREW DRIVER (not included)
- DRILL (not included)
- ALLEN WRENCH (included)
- SQUARE HEAD DRILL BIT (included)

## HARDWARE PACK

Hardware Pack Weight : 7.2 oz.



(4) 2.5" BOLTS



(16) 3" FLATHEAD SCREWS

(8) FLAT WASHERS



(4) LOCK NUTS



(1) SQUARE HEAD DRILL BIT



(1) ALLEN WRENCH

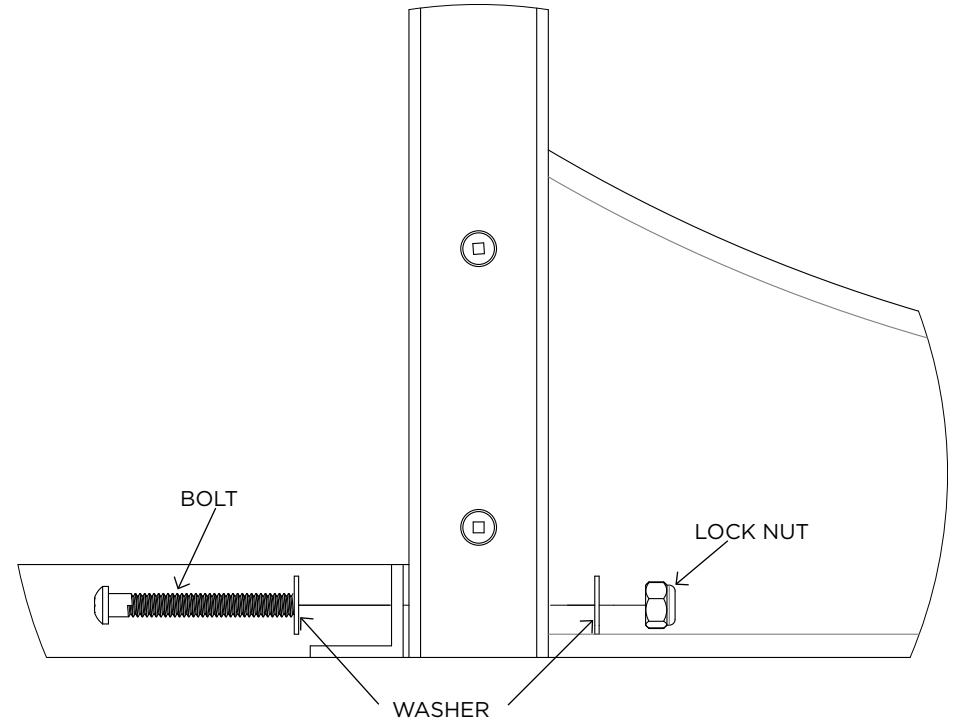
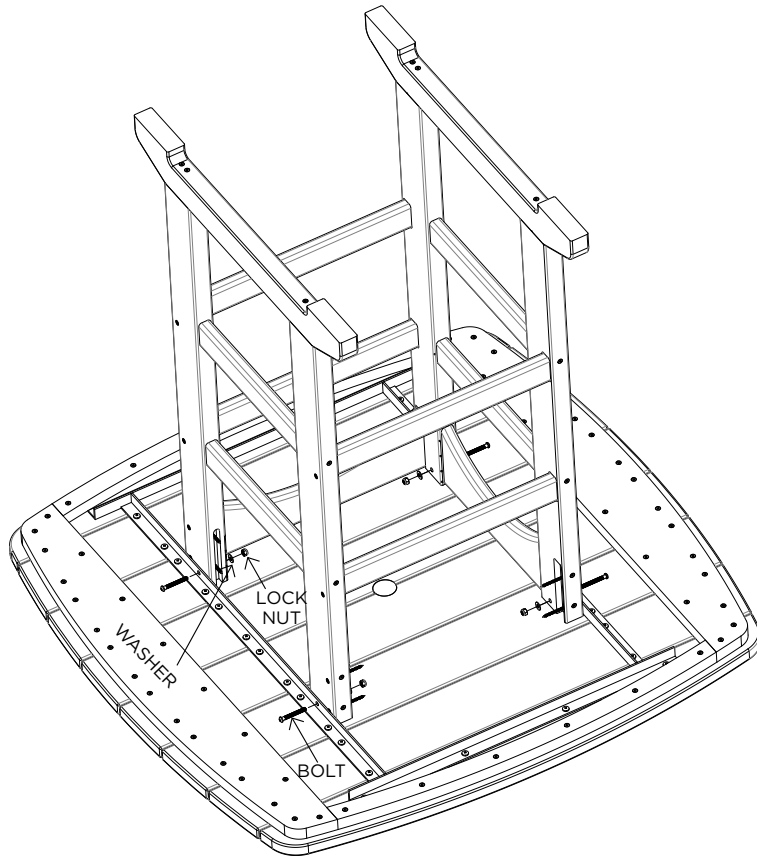


**STEP 1.** Insert Fascia Plates and Spreader Bars then use (16) 3" screws to attach to leg assemblies.

## ASSEMBLY

**STEP 2.** Align holes in Table Legs with holes in Table Top and use (4) 2.5" bolts, (8) washers and (4) lock nuts to attach leg structure to table top. Make sure to use two washers per bolt, one for the bolt head and one for the locknut. **Tighten all bolts.** Refer to detailed image for hardware order.

**NOTE:** Do not tighten anything until all bolts are installed.  
Parts hidden for visual purposes



**Congratulations on purchasing this Durawood Counter Height/Bar Height Table. QUESTIONS REGARDING THIS PRODUCT? Call our customer service team, 252-758-0641.**

**RESIDENTIAL WARRANTY** - This quality product includes a LIMITED LIFETIME WARRANTY for RESIDENTIAL CUSTOMERS. In the unlikely event any splintering, rotting, cracking, peeling, or chipping should ever occur, The Hammock Source will supply replacement parts or replace the furniture, at no charge to you. This does not include negligence, improper use, animal damage or damage caused by natural disasters. When using around fire, keep furniture at a minimum distance of 30 inches from the heat source. Prevent prolonged exposure to chlorinated water. Note that an original sales receipt must accompany any returned product, along with a Return Authorization Number from Hammock Source customer service; call toll-free at 252-758-0641.

**CONTRACTOR WARRANTY** - CONTRACTORS receive a LIMITED 7-YEAR WARRANTY. Follow the same steps outlined above.

**MAINTENANCE** - Thoroughly inspect product before each use. Periodically check bolts after assembly and re-tighten when necessary.

